

• Features

EDT Nozzle designed for a unique circulation which allow a smaller pump to circulate larger volumes of tank solution for possible energy savings. The EDT nozzle will circulate the volume of discharge 3-5 times greater than the liquid motive pumped.

• Applications

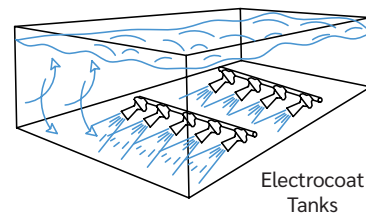
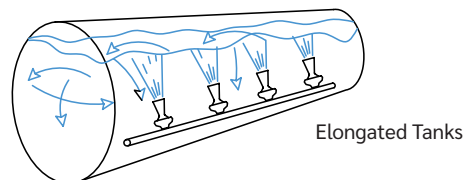
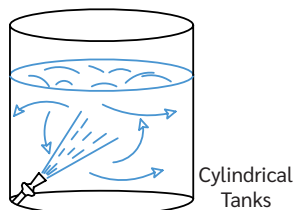

- Anodizing
- Cleaning
- Electrocoating
- Mixing
- Painting Booths
- Phosphating
- Plating
- Rinsing
- Sludge Removal
- Stripping


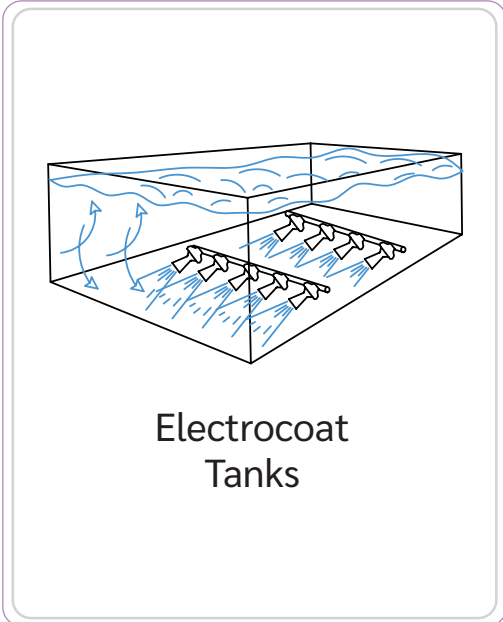
• Functions

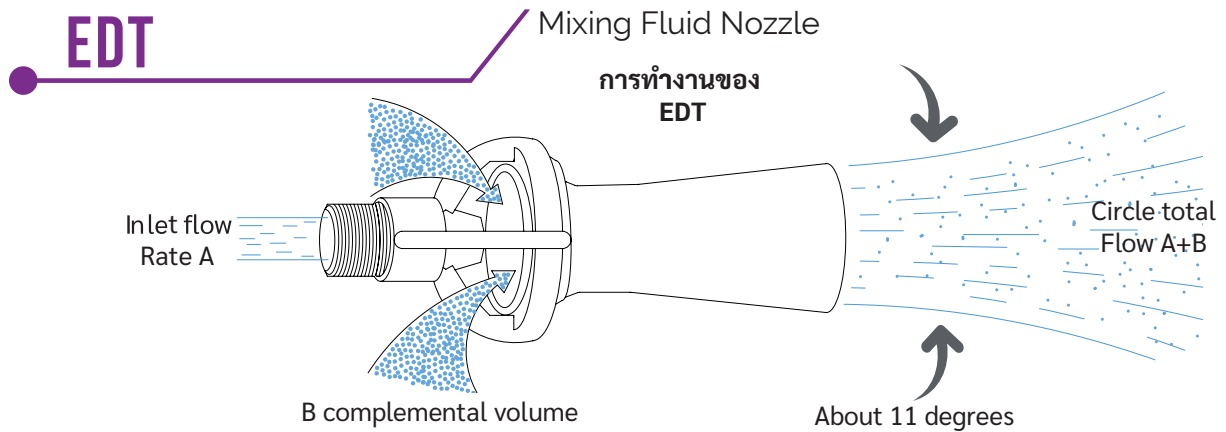
- Provides a homogeneous fluid mixing with our the use.If the air agitation precluding oxidative decomposition of the air agitation of the solution.
- Improves circulation of the turbulent flow and optimized mixture of the solution.
- Assures uniform mixture of solutions and improve product quality.

Model	Inlet Conn. (Inch)	L (mm)	D (mm)
EDT14	1/4	70	30
EDT38	3/8	115	54
EDT34	3/4	165	76
EDT112	1.1/2	254	114
EDT2	2	311	124
EDT3	3	435	191

ตัวอย่างการติดตั้ง EDT







• Specifications

Inlet Conn Size BSPT Male	Large acreage Flow Rate	Pressure Input							
		0.5 Bar	1 Bar	1.5 Bar	2 Bar	2.5 Bar	3 Bar	3.5 Bar	4 Bar
1/4	Inlet flow rate (L/min) A	11.3	16	19.5	23	25	28	30	32
3/8		29	42	51	59	65	70	77	82
1/2		45.4	54.3	66.5	76.7	85.8	94	101	109
3/4		43	64	74	85	97	106	116	124
1		90.8	108	133	153	172	188	203	218
1.1/2		106	151	184	215	243	259	288	308
2		210	251	307	355	396	434	469	501
3		480	574	703	812	908	995	1074	1149
1/4	Complemental Volume (L/min) B	42	59	72	84	93	102	110	118
3/8		116	168	204	236	260	280	308	328
1/2		182	217	307	307	343	376	404	436
3/4		172	256	298	340	388	424	464	496
1		363	432	612	612	688	752	812	872
1.1/2		424	604	736	860	972	1036	1152	1232
2		840	1004	1228	1420	1584	1736	1876	2004
3		1920	2296	2812	3248	3632	3980	4296	4596
1/4	Circle total flow (L/min) A+B	53.3	75	91	107	118	130	140	150
3/8		145	210	255	295	325	350	385	410
1/2		227.4	217.3	383.7	383.7	428.8	470	505	545
3/4		215	320	370	425	485	530	580	620
1		453.8	540	665	765	860	940	1015	1090
1.1/2		530	755	920	1075	1215	1295	1440	1540
2		1050	1255	1535	1775	1980	2170	2345	2505
3		2400	2870	3515	4060	4540	4975	5370	5745
1/4	Effective range (m)	0.91	1.5	2.1	2.6	3.0	3.7	4.3	5.2
3/8		1.2	1.8	2.4	3.0	3.7	4.3	4.9	6.7
3/4		1.5	2.4	3.4	4.3	5.2	6.1	7.3	10
1.1/2		2.3	3.7	4.9	6.1	7.3	8.8	10.4	14
2		2.8	4.4	5.6	7.2	8.6	10.5	12.3	16.8
3		3.3	5.2	6.6	8.5	10.0	12.6	14.7	20.0

How to order (Example) * Please order for a specific nozzle on this coding system

EDT14

Model

1/4"

Size

SS

Material

Material Available:
Stainless Steel: SS316
Plastic: PP